

WALKER BAY

Simply Smart.





LIGHT WEIGHT & EASY TO HANDLE

Easy for one or two people to load, carry and launch.

DURABLE & MAINTENANCE FREE

All boats are molded from a super durable High Impact Marine Composite material and are backed by a **10 YEAR HULL WARRANTY.**

INCREDIBLY VERSATILE

Products are designed to be flexible whether you row, motor, sail or tow.



SIMPLY SMART.

Walker Bay® is a company with one single goal - to bring the pleasure of boating to people around the world. To achieve this, we have created a line of practical, easy-to-handle boats so you can get out on the water.



Using high-pressure injection molding as the optimum manufacturing process, Walker Bay has succeeded in producing truly versatile, exceptionally crafted boats that are made to last.



INNOVATION AND DESIGN

For over ten years, Walker Bay has combined functional innovation, advanced engineering and diligent attention to detail to create a line of award winning boats that make life easy for all kinds of boaters.

PRACTICAL EXPERIENCE

Paolo Rista, Walker Bay's head designer, combines talents as an international boat designer with hands-on knowledge and expertise of a high performance sailor.

SUPERIOR TECHNOLOGY

Walker Bay uses high-pressure injection molding as the optimum manufacturing process due to the precision and quality of finish attainable. The end result is a seamless, durable hull that is backed by a 10 year warranty.

HANDS ON QUALITY

Through our unique molding process and hands on fine finishing, Walker Bay assures you of the finest in quality.

ENVIRONMENTALLY FRIENDLY

Walker Bay's injection molding process is environmentally friendly and uses recyclable materials. So in addition to being durable and virtually maintenance free, your boat is one you can feel good about owning.



ROW IT

Hydro Curve oars with collars are available.



MOTOR IT

Integrated motor mount makes adding a motor easy.



SAIL IT

Add one of our performance sail kits.





RIGID DINGHY.

Walker Bay's Rigid Dinghy offers a fun, practical boat that is lightweight, easy to handle, expertly engineered and requires no maintenance other than simple cleaning. With a virtually indestructible High Impact Marine Composite (HIMC) hull, Walker Bay boats are perfect for boating with family, a day of fishing or loading up as a tender.

FEATURES.

Smart, functional & versatile.
As with every Walker Bay boat,
the true beauty is in the details.



EASY TO TRANSPORT

Light weight and easy to handle, these boats are a cinch to car-top or throw in the back of a truck.



WHEEL IN THE KEEL™

Launching your boat is a breeze with the integral Wheel in the Keel™.



INTEGRATED ROWING SYSTEM

Walker Bay's Integrated Rowing System features Hydro Curve oars, oarlocks & collars.

WALKER BAY 8 RIGID DINGHY

www.walkerbay.com



MODEL: WB 8S
BEAM: 4'4" / 132 cm

LOA: 8'3" / 251 cm
WEIGHT: 71 lbs / 32 kg

MAX HP: 2 hp
CAPACITY: 2 Persons

STANDARD FEATURES:

- One-piece HMC hull
- Seats with positive flotation

- Wheel in the Keel™
- Stainless steel bow eye
- One way drain plug



ROW. MOTOR. SAIL. TOW.

Maximize your fun: add a Tube or a Sail Kit.

***OARS AND
OARLOCKS OPTIONAL**

Weighing only 71 pounds the Walker Bay 8 is easy for one person to handle in and out of the water. Its light weight and innovative features like the Wheel in the Keel™ make it perfect for people who want a boat they can transport easily.

WALKER BAY 10 RIGID DINGHY

www.walkerbay.com



MODEL: WB 10F
BEAM: 4'9" / 145 cm

LOA: 9'8" / 295 cm
WEIGHT: 126 lbs / 57 kg

MAX HP: 3 hp
CAPACITY: 3 Persons

STANDARD FEATURES:

- One-piece HIMC hull
- Seats with positive flotation
- Re-enforced Gunwale

- Wheel in the Keel™
- Stainless steel bow eye
- One way drain plug
- Integrated Cup Holders



+ ROW. MOTOR. SAIL. TOW.
Maximize your fun: add a Tube or a Sail Kit.

***OARS AND
OARLOCKS OPTIONAL**

Boasting all the same innovative features as the Walker Bay 8, the Walker Bay 10 is roomier and comes with a reinforced gunwale, integrated cup holders, a non-skid cockpit floor and is rated for a higher horsepower motor and person capacity.





RIGID INFLATABLE DINGHY.


Walker Bay's Rigid Inflatable Dinghy (RID) combines the best features of a reliable hard-shell dinghy with the stability and utility of an inflatable.

EXCEPTIONAL COCKPIT SPACE.

Because of the large rigid hull structure with external tubes, the RID has exceptional cockpit space. Three comfortable seats provide secure internal seating for all passengers and greater cargo space.



TYPICAL INFLATABLE



RIGID INFLATABLE DINGHY

INNOVATIVE DESIGN

The Variable Profile Design (VPD) tube is varied in both diameter and shape along the length of the boat to provide optimum performance and to act as a fender with a protective rub rail when alongside other boats or docking. Whether rowing, motoring or sailing, the VPD tubes provide added security to any water experience making the Walker Bay RID an ideal boat for all uses.



HOW IT WORKS.

With a light load and moderate seas, the Variable Profile Design (VPD) tube does not engage and the bow cuts gracefully through the water. In heavier seas, with larger loads or as the load shifts, the VPD tube engages as required for lateral stability.



WALKER BAY RID 310 RIGID INFLATABLE DINGHY

www.walkerbay.com



MODEL: RID 310
BEAM: 6' / 183 cm

STANDARD FEATURES:

- 1100 Decitex PVC Tube
- One piece HIMC hull

LOA: 10'2" / 310 cm
WEIGHT: 149 lbs / 68 kg

- 2 chamber tube
- 3 layer reinforced seams
- 2 easy grip handles
- Non-skid cockpit floor

MAX HP: 6 hp
CAPACITY: 4 Persons



ROW. MOTOR. SAIL. TOW.
Maximize your fun: add a Sail Kit.

***OARS AND
OARLOCKS OPTIONAL**

Boasting the same innovative features as the Walker Bay 10, the RID 310 also provides greater stability, capacity & horsepower rating. The ultimate tender for those who want a durable, versatile boat with dry internal seating, and a large cockpit area for cargo.

SAIL KITS.


All Walker Bay® boats convert quickly and easily into sailing dinghies by using our straight forward sail kits. Designed to be rigged and on the water in just minutes, our sailing kits come complete with all lines, hardware and quality components required to harness the wind! Our boats have an efficient hull that glides along in light breezes while our moderate sail plan provides control for heavier winds. Whether you are a novice or advanced sailor, you will love the ease of sailing with a Walker Bay® Sail Kit.





VANG CLEAT

The innovative Vang Cleat found in all Walker Bay® Sail Kits is simple, extremely durable and easy to use. Constructed of high-tech Polycarbonate material that fuses together several composites, it easily controls the shape of the sail with no moving parts.



MAIN SHEET BLOCK

The blocks on all Walker Bay® Sail Kits are made from a composite construction making them extremely durable. Ratchet blocks shift smoothly from ratchet to free spinning modes.



RUDDER BLADE

The new high performance rudder blade found in all sail kits combines a super durable composite glass-filled Nylon rudder head with a hydrodynamic lightweight aluminum foil. It also includes an easy to use universal articulating tiller extension which allows steering from various positions and is easily stowable within itself.



DAGGERBOARD

A hydrodynamic lightweight aluminum foil was created for our new dagger-boards. Combining maximum stiffness, minimum weight, and maximum surface area on the daggerboard, enables our boats to point better when beating to windward while still maintaining speed.

WALKER BAY RID 275 RIGID INFLATABLE DINGHY

www.walkerbay.com



MODEL: RID 275
BEAM: 5'8" / 172 cm

LOA: 9' / 275 cm
WEIGHT: 89 lbs / 40 kg

MAX HP: 4 hp
CAPACITY: 3 Persons

STANDARD FEATURES:

- 1100 Decitex PVC Tube
- One piece HIMC hull
- 2 chamber tube
- 3 layer reinforced seams
- 2 easy grip handles



ROW. MOTOR. SAIL. TOW.
Maximize your fun: add a Sail Kit.

***OARS AND
OARLOCKS OPTIONAL**

The RID 275 is the ideal boat for those who want the durability, cockpit space and lightweight features of the Walker Bay 8 but need the stability and greater horsepower rating that the 2 chamber tube provides.

WALKER BAY 8 SAIL KIT

www.walkerbay.com



MODEL: 8 PERFORMANCE
SAIL AREA: 39 sq. ft. / 3.6 m²
MAST HEIGHT: 14'8" / 4.47 m

STANDARD FEATURES:

- Visibility window
- 4 oz Dacron sail cloth
- 2 piece collapsible mast
- On/off ratchet block
- Retractable aluminum rudder
- Telescoping tiller extension
- Aluminum daggerboard
- Color coded lines



The Walker Bay 8 Performance Sail Kit comes with high end rigging features while still being easy to rig or break down and store. It is perfect for those who want performance while still keeping it simple.



WALKER BAY 10 SAIL KIT

www.walkerbay.com



MODEL: 10 PERFORMANCE
SAIL AREA: 50 ft² / 4.6 m²
MAST HEIGHT: 14'8" / 4.47 m

STANDARD FEATURES:

- Visibility window
- Battened mainsail
- 4 oz Dacron sail cloth
- 2 piece collapsible mast
- On/off ratchet block
- Retractable aluminum rudder
- Telescoping tiller extension
- Aluminum daggerboard
- Color-coded lines



Add a RID Kit for increased stability and performance!

The Walker Bay 10 Performance Sail Kit features a high aspect sail profile and aluminum daggerboard to optimize speed and upwind performance. Easy to rig or break down and store!



SPECIFICATIONS



BOATS

DIMENSIONS	WB 8	WB 10	RID 275	RID 310
OVERALL LENGTH (cm - feet)	251/8'3"	295/9'8"	275/9'	310/10'2"
BEAM (cm - feet)	132/4'4"	145/4'9"	172/5'8"	183/6'
INSIDE BEAM (cm - feet)	125/4'1"	135/4'5"	125/4'1"	135/4'5"
TUBE DIAMETER (cm - feet)	n/a	n/a	20/8"	20/8"
TOTAL WEIGHT (kg - lbs)	32/71	57/126	40/89	68/149
AIRTIGHT COMPARTMENTS	n/a	n/a	2	2

CAPACITY *

PASSENGERS	2	3	3	4
MAXIMUM PAYLOAD (kg - lbs)	193/425	204/449	186/411	255/562

OUTBOARD DATA*

SHORT SHAFT	•	•	•	•
MAX. HORSEPOWER**	2	3	4	6

AVAILABLE TUBE MATERIAL

1100 Decitex PVC	Add-a-Tube Ready	Add-a-Tube Ready	•	•
------------------	------------------	------------------	---	---

SAIL KITS

	MAST HEIGHT	SAIL AREA	COMPATIBILITY
8 Performance Sail Kit	4.47m/14'8"	3.6m ² /39ft ²	Walker Bay 8S
10 Performance Sail Kit	4.47m/14'8"	4.6m ² /50ft ²	Walker Bay 10

To view Walker Bay's Genesis or Generation line of inflatable boats visit www.walkerbay.com
Model Shows: GENESIS CONSOLE 340 FTD



*USCG ratings. For Canadian and International please contact Walker Bay.

**Max motor weight 110 lbs/50 kgs. All dimensions & weight measurements indicated have a tolerance of plus or minus 3% and 5% respectively. Availability and specifications may vary in certain countries. For full details please see your Walker Bay® dealer. Walker Bay® reserves the right to change specifications and/or discontinue products without notice. Availability and specifications may vary in certain countries. For full details please see your local Walker Bay dealer.



WALKER BAY

AIRIS

AIRIS KAYAKS



AIRIS PLAY



AIRIS SPORT



AIRIS TANDEM

Introducing the newly designed Airis,[™] the revolutionary inflatable kayak by Walker Bay.[®]

Airis Kayaks are redesigned for 2012 to be even lighter and more compact than even before. Providing rigidity and durability through AirWeb[™] High Pressure Patented Construction, Airis Kayaks are tear and abrasion resistant, quick to inflate, simple to use and so portable, they roll up to fit inside their own backpack (included). Now you can take fun with you wherever you go!



1

Airpack[™] carrying bag. Includes a pump making transporting simple and easy.



2

Bungee tie downs make it easy to bring gear with you.



3

Cockpit foot rests give you more leverage while paddling.



4

Large rear skeg offers better tracking performance.



5

Adjustable high-back backrests offer paddling comfort.



See the Video:
walkerbay.com/airis/kayaks



6

Carrying handles to make moving easy.



7

High pressure adjustable dual action hand pump included. Inflates a kayak in two minutes.



8

Premium one-way valves make inflation and deflation easy.



9

Two piece AIRIS aluminum adjustable paddle sold separately.




10

High Pressure Gauge included so you know you are getting the maximum stiffness PSI.

NO COMPROMISE. THE PERFORMANCE OF A RIGID KAYAK WITH THE PORTABILITY OF AN INFLATABLE.

The main reason for tracking performance in a kayak is stiffness and waterline. AIRIS kayaks track better than any other inflatable kayak in the World because they are stiffer than any other inflatable kayak in the World. Only with the AIRIS Patented AirWeb™ construction can we make something inflatable that works this well. You have to try it to believe it.



Air Web™ construction.

Only AIRIS® is built using Walker Bay's patented high pressure construction. AIRIS® inflates to 6.5psi vs. 1.5 psi for standard inflatables.



Incredibly stiff.

Due to the patented construction of AIRIS, its stiffness allows it to perform like a rigid kayak and still be portable.



Lightweight.

AIRIS is durable but extremely light making it easy to move whether inflated or not and also easy to paddle as there is less resistance.

PLAY

Fun for Everyone. The Airis Play is amazingly lightweight, extremely stable and so quick to set-up so you'll be on the water in no time. The shorter length of the Play makes it easy to maneuver whether you are exploring coves, or tackling whitewater, while the shape of the hull provides incredible stability and comfort.



LENGTH	WIDTH	WEIGHT	AIR CHAMBERS
8'6" / 260 cm	31-1/2" / 80 cm	18 lbs / 8 kg	3

SPORT

Versatile Explorer. Loaded with features, the Airis Sport is a versatile inflatable kayak perfect for short expeditions or fun day trips. The long hull design combined with the bow keel and oversized rear skeg results in great tracking performance, so paddling distances is easier.



LENGTH	WIDTH	WEIGHT	AIR CHAMBERS
10'10" / 330 cm	31" / 79 cm	20 lbs / 9 kg	3

TANDEM

Two Kayaks in One. Still compact enough to fit in its own custom backpack, the Play Tandem is designed to comfortably accommodate two paddlers. Multiple D-ring attachment points allow the backrests to be adjusted for maximum legroom.



LENGTH	WIDTH	WEIGHT	AIR CHAMBERS
11'10" / 361 cm	31-1/2" / 80 cm	27 lbs / 12.5 Kg	3



PLAY



SPORT



TANDEM

LENGTH	8'6" / 260 cm	10'10" / 330 cm	11'10" / 361 cm
WIDTH	31-1/2" / 80 cm	31" / 79 cm	31-1/2" / 80 cm
THICKNESS	8" / 21cm	8" / 21cm	8" / 21cm
WEIGHT	18 lbs/ 8 kg	20 lbs / 9 kg	27 lbs / 12.5 Kg
AIR CHAMBERS	3	3	3
PERSON CAPACITY	1	1	2
MAX LOAD	225lbs / 102 kg	250lbs / 113 kg	450lbs / 204kg
STORAGE	26"x 10.2" x 19.7"	26"x 10.2"x 19.7"	26"x 10.2"x 19.7"
DIMENSIONS	66 x 26 x 50 cm	66 x 26 x 50 cm	66 x 26 x 50 cm



Scan here to visit an
interactive version online



WALKER BAY

info@walkerbay.com
walkerbay.com

walkerbay.com is the place for all your questions and communication on Walker Bay products. There is extensive product information, videos, and owner downloads available. Go to walkerbay.com for more.



ARROW

Introducing the revolutionary new AIRIS® Arrow™ High-Pressure Stand-Up Paddle Board.

The Arrow™ is built using Walker Bay's patented AirWeb™ construction which is thicker and stiffer than any other inflatable SUP in the World. While other inflatable SUP designs flex and make it difficult to balance, the Arrow™ is nearly as rigid as a non-inflatable but with the convenience of an inflatable SUP. Further, the Arrow incorporates proprietary RigiDeck™ non-skid fibreglass steps, so your feet grip a perfect surface adding even further to the rigidity of the design.


Don't compromise. Just enjoy.

No Compromise. The Performance of a Rigid SUP with the Portability of an Inflatable

The main reason for tracking performance in a SUP is stiffness and waterline. The AIRIS Arrow Inflatable SUP tracks better than any other inflatable SUP in the World because it is stiffer than any other inflatable SUP in the World. Only with the AIRIS Patented AirWeb construction can we make something inflatable that works this well. You have to try it to believe it.

KEY FEATURES

- RigiDeck™ Non-Skid Fibreglass Base
- Air Web™ 6" Construction
- Rear Grip Pads offer more traction in the back of the board
- 4 Gear attachment points
- Airpack™ carrying bag
- Large Rear Skeg offers better tracking performance
- Premium one-way valves make inflation and deflation easy
- AIRIS® High-Pressure Construction means the Arrow™ SUP is the most Rigid Inflatable SUP in the World.
- High Pressure Adjustable Two-Way Hand Pump included.



WALKER BAY

walkerbay.com



Standard Features and Components

RigiDeck™ Non-Skid Fibreglass Base – Two rigid base plates create a solid standing area which feels as stiff to your feet as a rigid SUP but still allows for the Arrow™ to deflate and roll for convenient storage

Air Web™ 6" Construction –The Arrow™ SUP is built using Walker Bay's proprietary AIRIS® high pressure construction. The Arrow™ inflates to 6.5psi and with the 6" thick construction is incredibly rigid vs. other more standard inflatable Stand Up Paddle Boards

Rear Grip Pads offer more traction in the back of the board giving you flexibility in where you stand for wave riding and pivots in turns.

Gear attachment points – 4 attachment points in the front of the board are perfect for tying down gear or belongings

Airpack™ carrying bag – comes included with every Arrow™ SUP and makes transporting simple and easy

Large Rear Skieg offers better tracking performance.
Premium one-way valves make inflation and deflation easy and straightforward

Proprietary AIRIS® High-Pressure Construction means the Arrow™ SUP is the most Rigid Inflatable SUP in the World.

High Pressure Adjustable Two-Way Hand Pump included. Hand pump inflates the Arrow™ SUP in minutes and includes an adjustable valve for one or two way pumping plus a pressure gage to ensure the proper PSI level.



SPECIFICATIONS	AIRIS ARROW SUP	AIRIS ARROW SUP
LENGTH	12'6" / 381 cm	11' / 335 cm
WIDTH	2'7" / 80 cm	2'7" / 80 cm
THICKNESS	6" / 15 cm	6" / 15 cm
WEIGHT	24bs / 11 kg	23 lbs / 10.5 kg
AIR CHAMBERS	1	1
CAPACITY	N/A	N/A
MAX LOAD	N/A	N/A
STORAGE DIM.	26" X 10.2" X 19.7" 66 X 26 X 50 cm	26" X 10.2" X 19.7" 66 X 26 X 50 cm

